

# SIDING BUILDING PERMIT APPLICATION

Application Date \_\_\_\_/\_\_\_\_/\_\_\_\_

Property & Owner Information			
Owner Name			
Phone			
Email Address			
Street Address	_____		
	Romeoville, Illinois 60446		
Subdivision & Lot #	Subdivision _____ Lot # _____		
Work Performed by Homeowner			
If you are doing the work yourself please also complete the <i>Property Owner's Acknowledgement of Responsibility</i> form.			
Contractor Information			
If you are using a contractor or sub-contractor, a copy of the signed contract shall be included with the application and the following information shall be provided. All contractors and sub-contractors doing work in Romeoville shall be registered, insured and bonded with the Village.			
General Contractor Name		Village Registration No.	
General Contractor Address (no P.O. Box)			
General Contractor Phone		Email Address	
Sub-Contractor Name			
Sub-Contractor Address and Phone #:			
Who is the applicant?	<input type="checkbox"/> Owner <input type="checkbox"/> Renter <input type="checkbox"/> Contractor		
Who will be doing the work? Check all that apply.	<input type="checkbox"/> Self <input type="checkbox"/> General Contractor <input type="checkbox"/> Sub-Contractor(s)		
Who is the contact person?	<input type="checkbox"/> Homeowner <input type="checkbox"/> Contractor		
Estimated Cost	\$		







<b>Office Use Only</b>		<div style="border: 1px solid black; padding: 5px; text-align: center;"> <b>Status Sticker</b>  <small>OFFICIAL USE ONLY</small> </div>
Application Date:		
Received By:		<b>50.00</b> Cost of Permit:\$
Permit #:		



# Construction Requirements

<i>Please read the requirements and place a ✓ in the column to the left to confirm that you understand.</i>		Office Use
<b>General Requirements</b>		
	Gable end framing shall have vertical framing installed for the installation of siding. The framing (1 x 2 or 2 x 4) shall be installed 16” on center for the vertical length of the gable end. If there is an existing engineered truss at the gable do not take the truss apart. Only install framing vertically in the existing truss.	
	Any approved wall sheathing listed in the 2015 International Residential Code may be used over the gable framing.	
	<b>HOUSE WRAP IS REQUIRED (HOUSE AND ALL GARAGES). MUST BE INSTALLED TO MANUFACTURER ‘S SPECIFICATION). “Fanfold” or any other insulation installed behind the siding is not a substitute for the house wrap.</b>	
	All “J” Channel shall be caulked around windows and doors.	
	Manufacturer’s siding installation specifications must be submitted at the time of permit application. All siding shall be fastened with not less than a 2” in length nail and a diameter head of not less than 5/16. Staples and screws are not allowed to be used as a fastener for siding installation.	
	A house address must be installed after the siding is completed. (The minimum size for the numbers is not less 4 inches in height and not less than ½ in width).	
	All gutters and downspouts that are removed to install siding or soffit and fascia shall be replaced or reinstalled in such a manner as to be leak proof or consistent with manufacturer’s installation specifications.	

	Corrosion-resistant flashing shall be installed continuously above all projecting wood trim, (windows and doors).	
	All furred walls shall have furring strips installed 16 inches on center and may be in-filled (rigid insulation) or sheathed with (7/16 OSB or Plywood) over to create a flat wall surface for the siding installation.	

<b>Provide the location of work (i.e. north, south, east, west side of building, etc.), description of work, contractor's contract (if applicable), and what type of siding.</b>	Office Use
	
	
	
	
	
	

<b>Permit &amp; Inspection Requirements</b> <i>Please read the requirements and place a ✓ in the box to the left to confirm that you understand.</i>	<b>Office Use</b>
<input type="checkbox"/> The Building Permit shall be posted in the building's window where it can be seen from the street.  Each phase of construction shall be inspected and approved by the Village of Romeoville prior to proceeding to the next stage of construction. <ul style="list-style-type: none"> <li><input type="checkbox"/> • A gable end(s) inspection before the wall sheathing is installed.</li> <li><input type="checkbox"/> • A final inspection.</li> <li><input type="checkbox"/> • All inspections shall be scheduled in advance by calling (815)886-7200 or by emailing <a href="mailto:buildinginspections@romeoville.org">buildinginspections@romeoville.org</a>. Your permit number shall be provided when inspections are scheduled.</li> <li><input type="checkbox"/> • Failure to call for required inspections may result in a <b>“STOP WORK ORDER”</b>.</li> <li><input type="checkbox"/> • Should you fail an inspection, a re-inspection fee shall be paid before continuing work and before scheduling another inspection. <b>INVOICED AFTER 5 DAYS.</b></li> <li><input type="checkbox"/> • <b>A FINAL INSPECTION SHALL BE PERFORMED WHEN THE SIDING HAS BEEN INSTALLED.</b> Once the inspection passes, a Certificate of Completion will be issued.</li> <li><input type="checkbox"/> The project shall start within ninety (90) days from the date the permit is issued and completed within one hundred and eighty (180) days.</li> </ul>	

I hereby declare that I have read and understood this application. The above information and any attachments are correct. I agree, that in consideration of and upon issuance of a building or use permit, that I am allowed to do such work as herewith applied for, and that such premises shall be used only for such purposes as set forth above.

I hereby certify that I am the owner of record of the named property, or that the proposed work is authorized by the owner of record and that I have been authorized by the owner to make this application as his authorized agent and I agree to conform to all applicable laws of this jurisdiction. In addition, if a permit for work described in this application is issued, I certify that the code official or the code official's authorized representative shall have the authority to enter areas covered by such permit at any reasonable hour to enforce the provisions of the code(s) applicable to such permit.

Signature of Applicant: \_\_\_\_\_ Date: \_\_\_\_\_

- Owner   
  Tenant   
  Agent   
  Contractor   
  Other specify \_\_\_\_\_

**This Page for Office Use Only**

Approval & Review Status

Building	Date Plans Received	
	Plans Examiner	
	Date Plans Approved	
	Plans Approved By	

Planning:	Date Plans Received	
	Plans Examiner	
	Date Plans Approved	
	Plans Approved By	

Clerical	Check for Outstanding Debt:	
	Contacted Date:	
	Person Contacted:	
	Contacted By:	

Notes	
-------	--

